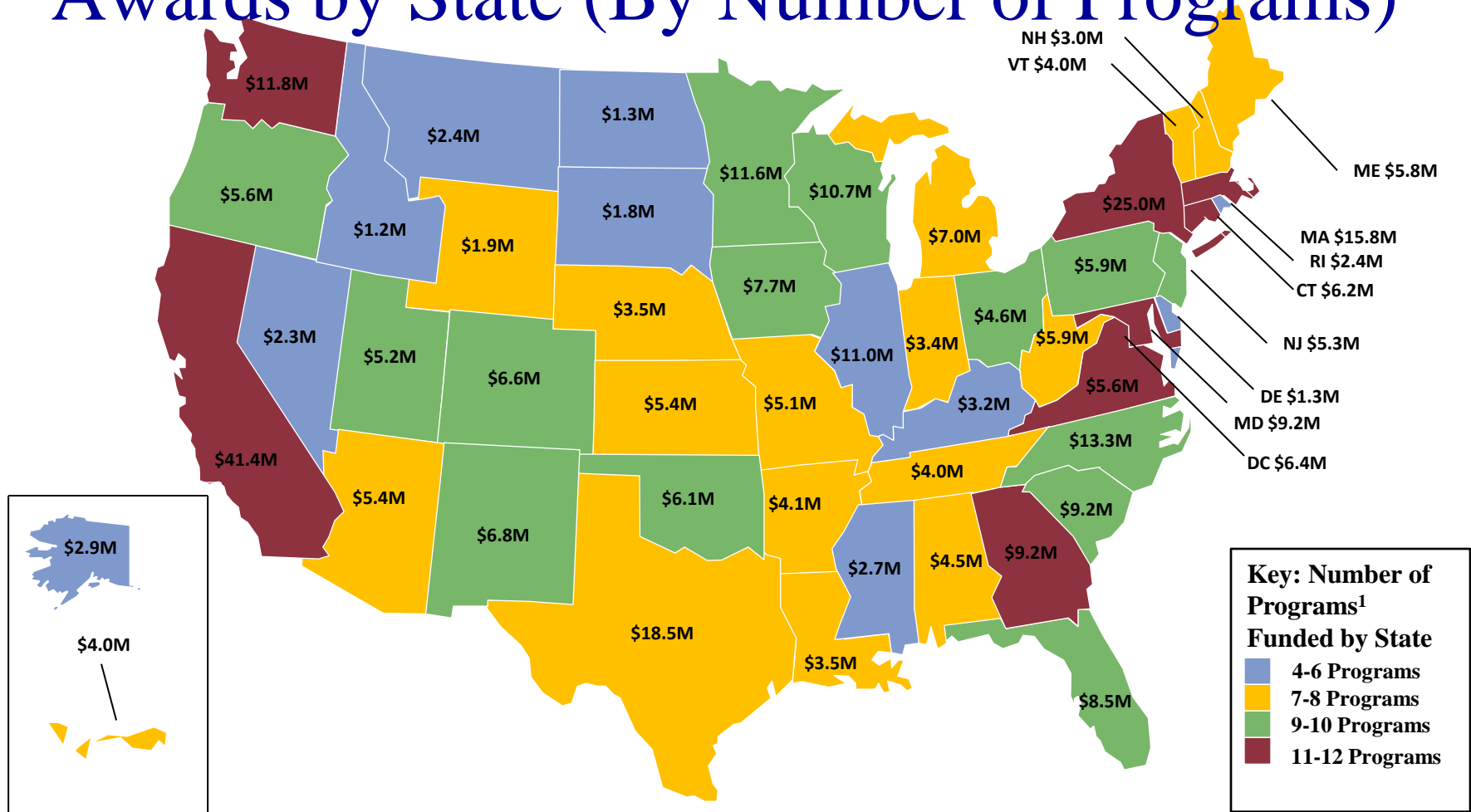


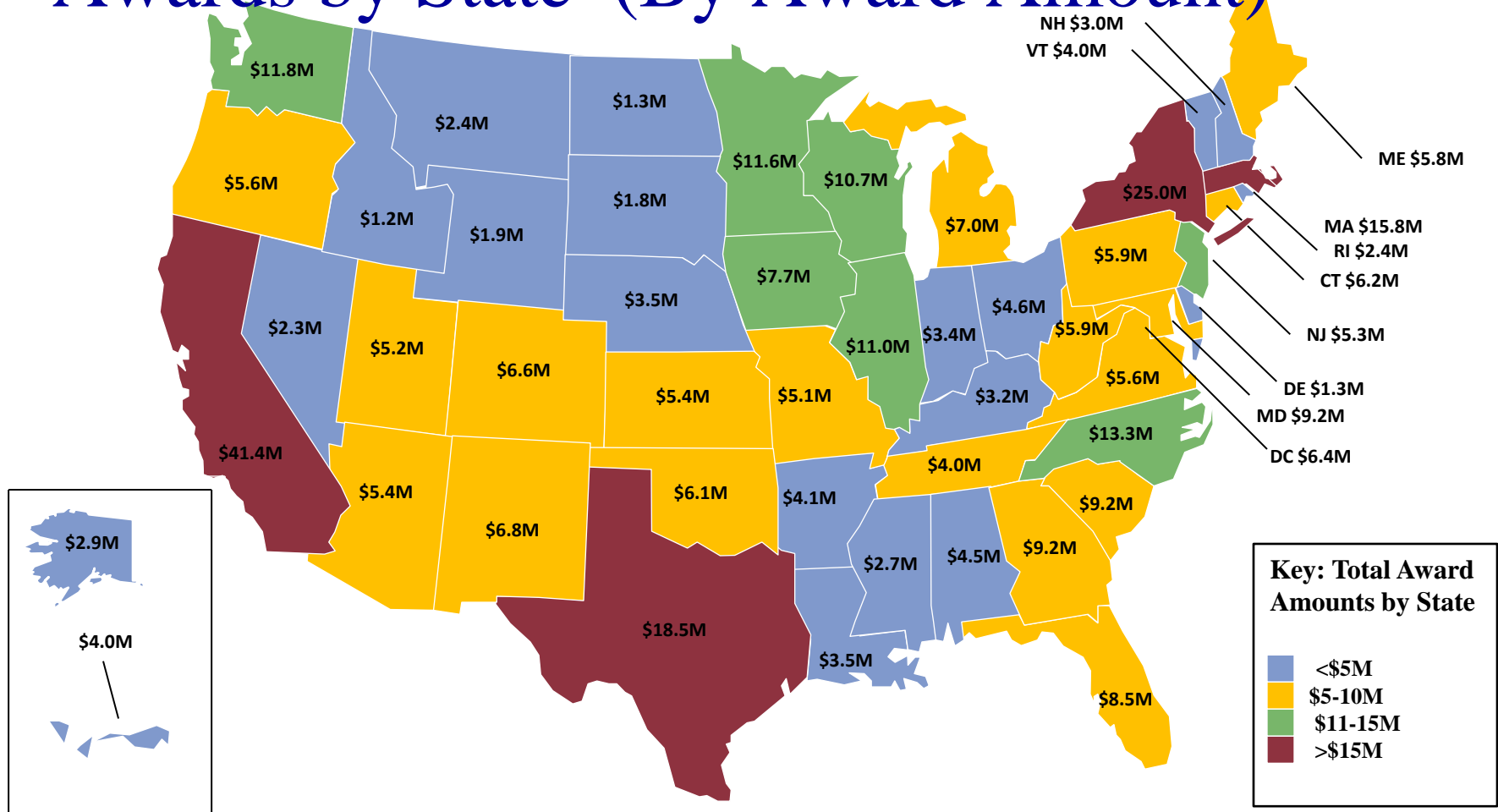
# FY11 PPHF Cooperative Agreement / Grant Awards by State (By Number of Programs)



Totals include awards to states, cities/counties, tribes, and partners (\$358.8M). Awards to territories (\$4.3M) are excluded.

<sup>1</sup>Programs included (16 total): National Public Health Improvement Initiative (NPHII), Epidemiology and Laboratory Capacity Program (ELC), Emerging Infections Program (EIP), Healthcare Associated Infections (HAI), Immunization, Prevention Research Centers (PRCs), Public Health Prevention Research, Chronic Disease State Grants, Tobacco Quitlines, Community Guide, Public Health Workforce, Community Transformation Grants (CTG), Racial and Ethnic Approaches to Community Health (REACH), Environmental Public Health Tracking (EPHT), Division of Nutrition, Physical Activity, and Obesity (DNPAO), and Preparedness and Emergency Response Research Centers (PERRCs) / Preparedness and Emergency Response Learning Centers (PERLCs).

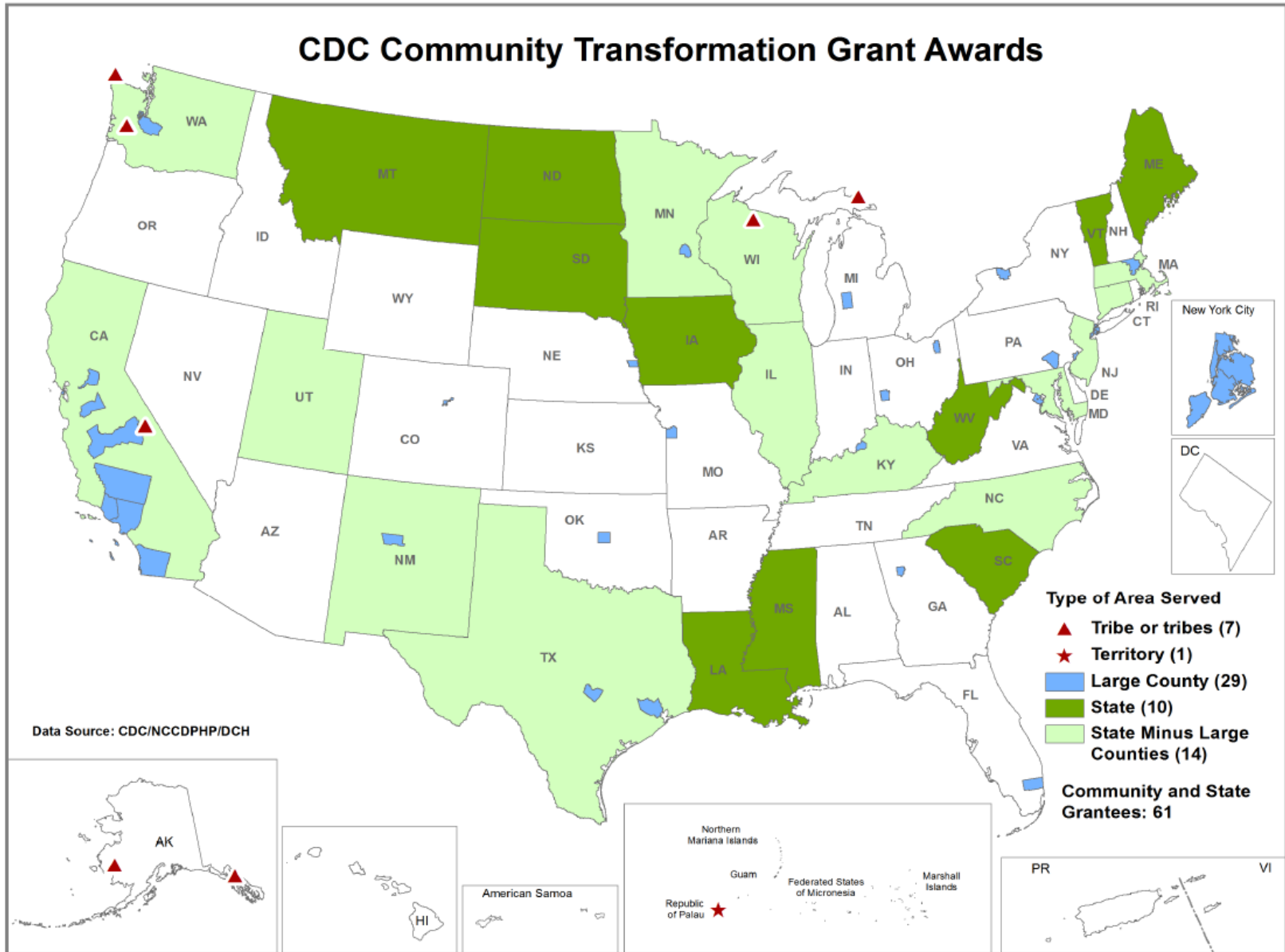
# FY11 PPHF Cooperative Agreement / Grant Awards by State (By Award Amount)



Totals include awards to states, cities/counties, tribes, and partners (\$358.8M). Awards to territories (\$4.3M) are excluded.

<sup>1</sup>Programs included (16 total): National Public Health Improvement Initiative (NPHII), Epidemiology and Laboratory Capacity Program (ELC), Emerging Infections Program (EIP), Healthcare Associated Infections (HAI), Immunization, Prevention Research Centers (PRCs), Public Health Prevention Research, Chronic Disease State Grants, Tobacco Quitlines, Community Guide, Public Health Workforce, Community Transformation Grants (CTG), Racial and Ethnic Approaches to Community Health (REACH), Environmental Public Health Tracking (EPHT), Division of Nutrition, Physical Activity, and Obesity (DNPAO), and Preparedness and Emergency Response Research Centers (PERRCs) / Preparedness and Emergency Response Learning Centers (PERLCs).

# CDC Community Transformation Grant Awards



# 1 in 3 Americans are reached by Community Transformation Grants

---

## Goal of CDC's Community Transformation Grants (CTG) –

Create a healthier America by:

- Building capacity to implement evidence- and practice-based policy, environmental, programmatic, and infrastructure changes to prevent chronic disease
- Supporting implementation of interventions across five broad areas:
  - Tobacco-Free Living
  - Active Living and Healthy Eating
  - Community-Clinical and Other Preventive Services
  - Social and Emotional Wellness
  - Healthy and Safe Physical Environment

# CTG Implementation Awards (35)

---

- Providing sub-awards across multiple sectors in local communities
- Implementing broad, sustainable strategies to achieve population-wide health improvements
- Reducing disparities in access to/use of
  - healthy environments
  - preventive and other health care services
- Expanding the evidence base

# Multi-sectoral partnerships

---

- Over 68% of CTG implementation funds (\$63.1 million) will be sub-awarded to targeted local partners across many sectors. Approximately:
  - 45% of targeted partners are community-based organizations
  - 20% of targeted partners are from the education sector
  - 7% of targeted partners represent non-health state and local government agencies
  - 5% of targeted partners are local affiliates of national organizations

# Rural/Frontier Health CTGs

## Among Outcomes expected by 2016:

- **CTG rural funding exceeds requirements:**
  - Over \$22 million in CTG funding is allocated for rural areas
- **CTGs are improving health in rural populations:**
  - **Iowa** – Ensuring that over 300,000 Iowans benefit from improved walkability and bike-ability in rural counties
  - **South Carolina** – Protecting 1 million South Carolina residents from workplace smoke exposure across rural jurisdictions
  - **Washington State** – Increasing the number of Federally Qualified Health Centers serving low-income, uninsured, rural populations that promote control of high blood pressure and high cholesterol to 7 out of 10 clinics in CTG-targeted rural communities

# National Networks: Acceleration Grants

---

- **Goal:** Extend CTGs' proven, evidence-based strategies across the nation
  - Engaging community members across multiple sectors
  - Focusing on rural and frontier communities that face major barriers to better health
  - Accelerating impact through sub-awards to at least 45 local organizations
- **Network Partners:**
  - The Y (YMCA of the USA)
  - American Lung Association
  - National REACH Coalition

# National Networks: Dissemination Grants

---

- **Goal:** Educate Americans about chronic disease prevention and health promotion
  - Working across sectors
  - Leveraging existing network coalitions
  - Telling the CTG story and inspiring other communities to join the movement to make healthy living easier
- **Network Partners:**
  - American Public Health Association
  - Asian Pacific Partners for Empowerment, Advocacy and Leadership
  - Community Anti-Drug Coalitions of America
  - National Farm to School Network (Occidental College)

# CTG Implementation Plans

---

## Selected examples, with projected outcomes by 2016

- **Austin/Travis County, TX** - By September 2016, increase the number of schools with new healthy food options consistent with the Institute of Medicine's Nutrition Standards from 0 to 50.
- **Broward County, FL** - By September 2016, provide 9,500 students with access to physical activity opportunities in 132 sites.
- **New Mexico School Districts** - By September 2016, create active outdoor school spaces for public use during non-school hours in 100% of school districts receiving CTG funds.
- **Philadelphia, PA School District** - by September 2016, provide 18,000 youth with access to daily opportunities for physical activity in 25 public schools and 94 city recreation centers.

# CTG Clinical Approaches to Improving the Health of Children

Selected examples, with projected outcomes by 2016

- Use of community health workers to improve care
  - *Select Awardees: Douglas County, San Francisco, Denver and Vermont*
- Improving health information technology and increasing uptake of electronic health records
  - *Select Awardees: New York City and Austin, TX*
- Promoting standardized quality measures with health care systems
  - *Select Awardees: Massachusetts, Minnesota and Tacoma Pierce, WA*
- Coordinated and team-based care
  - *Select Awardees: Louisville, KY and Broward Co., FL*

# Tobacco-Free Living

---

Selected examples, with projected outcomes by 2016

- **Broward County, FL** – Increase the number of smoke free multi-unit apartments to 5,700, reaching 14,000 low-income residents
- **Maryland** – Ensure access for 170,000 residents to smoke-free outdoor environments on beaches, parks, and campuses
- **Washington State** – Reduce tobacco-related illnesses by increasing callers to the state's proven quitline by 16,000

# Active Living

---

Selected examples, with projected outcomes by 2016

- **South Carolina** – Increase the number of school districts to 64 with a comprehensive, voluntary, model policy inclusive of active-living lifestyle initiatives, reaching 542,250 students
- **Middlesex County, MA** – Increase (by 30 miles) trails that are included in a complete regional network to improve access to physical activity for 1.6 million residents
- **Philadelphia, PA, School District** – Provide 18,000 youth with access to daily physical activity opportunities in 25 public schools and 94 city recreation centers

# Healthy Eating

---

Selected examples, with projected outcomes by 2016

- **Philadelphia, PA** – Expand the successful “Healthy Corner Store Network”, which currently serves over 700,000 residents, by training and working with store owners to identify ways to procure and market healthy foods in a profitable way
- **North Carolina** – Increase the number of chain stores offering healthier food and beverage choices and provide greater access to farmers’ markets, mobile vending carts, and restaurants with healthy menu options
- **Iowa** – Improve the health of 6,500 children by increasing the number of school districts and child-care centers that practice healthy food procurement practices while increasing the availability of locally grown foods in 26 counties

# Community and Clinical Preventive Services

---

Selected examples, with projected outcomes by 2016

- **San Diego** – Increase to 2.9 million the number of people with access to systems or opportunities that support control of high blood pressure and high cholesterol in health care and worksite settings
- **Iowa** – Expand the number of dental practices providing blood pressure and tobacco use screening to over 300,000 patients, increase referrals to the Iowa quitline, and target the region of the state with highest stroke mortality rates
- **Hennepin County, MN** – Establish a system to link patients with clinical and community programs that support the prevention and control of chronic diseases, including heart disease and diabetes

# Early Progress: Public-Private Partnerships

---

## Massachusetts Department of Public Health

- Multi-sectoral CTG Coalition successfully leveraged additional funds for Massachusetts communities.
- Partners HealthCare provided 4-year gifts of about \$240,000 each to four cities to expand the number of communities participating in *Mass in Motion* (Salem, Lynn, Chelsea, and Revere).
- *Mass in Motion* is a CTG-supported initiative to address obesity and promote healthy living through community driven efforts.

# Early Progress: Public-Private Partnerships

---

## California Community Transformation Initiative (CACTI)

- The California Endowment made a \$1 million dollar statewide investment with two components:
  - Add up to 5 new counties to engage in activities aligned with CTG and CACTI Strategic Directions
  - Build a statewide CTG learning community to share best practices, coordinate media and messaging and evaluation strategies, and disseminate expertise to all California counties
- CACTI Leadership Council expanded to include partners who represent rural and agricultural communities (Sierra Health Foundation, California Rural Hospital Assoc., etc.)

# CTG National Evaluation Plan

---

## Components of CTG Evaluation Plan:

- ❑ **Performance Monitoring** – tracks progress on objectives and milestones, and potential and actual reach of CTG strategies
- ❑ **Population-Level Surveillance** – measures behavioral risk factors and indicators for a range of age and target population groups
- ❑ **Cost Studies** – collect and analyze cost data for funded communities aligned with the CTG Strategic Directions
- ❑ **Enhanced Evaluation Studies** – assess the actual and projected impact of specific CTG strategies on health outcomes